Game 1 MARYLAND 17 TEMPLE 10

Sept. 9, 2000 • 6:00 p.m.
Byrd Stadium • College Park, Md.

COLLEGE PARK, Md. - LaMont Jordan was limited to 62 yards on 22 carries but scored two touchdowns as Maryland beat Temple, 17-10, before 46,950 – the Terrapins' largest home crowd since 1995.



Jordan, the NCAA's leading active rusher, scored on runs of 2 and 7 yards. But the senior tailback had tremendous difficulty penetrating a defense that one week earlier limited a prolific Navy rushing attack to 73 yards.

It was Jordan's lowest rushing performance since a 41-yard effort in the Terrapins' 1999 opener against Temple. He gained at least 100 yards in seven of 11 games in 1999.

Devin Scott completed 24-of-34 passes for 336 yards for Temple (1-1), but the Owls had 15 penalties for 99 yards and lost two second-half turnovers in falling to Maryland for the fourth time in as many seasons.

The Terrapins (1-0) went up 14-3 midway through the third quarter when Jordan capped a 74-yard drive with a 7-yard run. The score was set up by a 51-yard completion from Calvin McCall to Scooter Monroe.

Temple answered with an 83-yard march in which Scott went 3-for-3 for 57 yards and Tanardo Sharps scored on a 10-yard run.

But the Owls lost a fumble on their next possession and had a series of penalties ruin the next drive. Temple moved to the Maryland 32 with just over three minutes left before Shawn Forte intercepted a deflected pass, setting up a field goal by Brian Kopka with 2:21 left.

Shaun Hill, a junior college transfer, started at quarterback for Maryland instead of McCall, the incumbent. Hill played all but one series in the first half but did not return after halftime because of soreness in his shoulder.

Maryland controlled field possession the entire game due in part to a school-record punting performance by Brooks Barnard. Barnard's six punts averaged 53.8 yards, including an 85 yard punt that was three yards shy of Maryland's longest punt in history.

Box Score

	1st	2nd	3rd	4th	Final
Temple	3	0	7	0	10
Maryland	7	0	7	3	17

First Quarter
TU-Poklemba 42 FG, 6:34
UM-Jordan 2 run (Kopka kick), 2:33
Third Quarter
UM-Jordan 7 run (Kopka kick), 7:06
TU-Sharps 10 run (Poklemba kick), 4:32
Fourth Quarter
UM - FG Kopka 41, 2:21

	TU	UM
First Downs	22	17
Rushes-Yards	36-104	36-100
Passing	339	154
Comp-Att-Int	25-37-1	11-23-0
Return Yards	66	90
Sacked-Yards Lost	6-51	1-5
Punts-Avg.	7-37.7	6-53.8
Fumbles-Lost	2-1	5-3
Penalties-Yards	15-99	8-73
Time of Possession	35:58	24:02

INDIVIDUAL STATISTICS
RUSHING-Temple, Sharps 20-80, Trammer 2-28, Ditzel 1-21, Frost 1-12, McKie 3-8, Scott 9-(-45). Maryland, Jordan 22-62, Hill 6-38, Sikyala 2-9, Kalapinski 1-4, Team 1-0, McCall 4-(minus 13).
PASSING-Temple, Scott 24-34-1-336, Frost 1-3-0-3. Maryland, Hill 7-13-0-62, McCall 4-10-0-92.
RECEIVING-Temple, Dillard 7-121, McKie 6-46, Muckerson 5-45, Chuku 2-46, Ditzel 2-41, Cobb 1-34, Sharps 1-4, Jackson 1-2. Maryland, Dugan 3-38, Monroe 2-65, J. Williams 2-21, Jordan 2-17, Gary 1-14, Cruz 1-(-1).
TACKLES-Temple, Talley 5-2–7, Shepard 6-0–6, Wallace 5-0–5, Thompson 3-2–5. Maryland, Henderson 9-4–13, Moye-Moore 8-4–12, Thompson 5-5–10, C. Hill 3-6–9, Whaley 6-3–9, Jenkins 6-1–7.
A-46,950.

Game 2 WEST VIRGINIA 31 MARYLAND 17

Sept. 16, 2000 • Noon
Mountaineer Field • Morgantown, W.Va.

MORGANTOWN, W. Va. - Backup Cooper Rego scored on two short runs and West Virginia turned back a potential go-ahead touchdown in the fourth quarter for a 30-17 victory over Maryland.



Maryland (1-1) nearly overcame a 17-point halftime deficit despite a subpar performance from Heisman Trophy candidate LaMont Jordan, who rushed for 38 yards on 18 carries. Still, he became Maryland's career rushing leader.

Leading 23-17, West Virginia's Richard Bryant let a punt go through his hands and Maryland's Moises Cruz recovered at the Mountaineers' nine, but the Terrapins were unable to take advantage. Quarterback Calvin McCall was stopped on fourth-and-goal from the 1 with 6:38 remaining.

West Virginia (2-0) then drove 99 yards over the next five minutes to put the game away. The drive was highlighted by a 39-yard pass from Brad Lewis to fullback Wes Ours.

Rego, who took over in the second half after starter Avon Cobourne left the game with a sprained ankle, capped the scoring on a 2-yard run with 1:41 remaining. Rego finished with 114 yards, while Cobourne had 97 yards on 12 carries in the first half.

Punter Jon Ohliger dropped a low snap and illegally kicked the ball while it was on the ground. Maryland freshman Leon Joe picked the ball up at his own 45 and ran untouched for an easy score to cut the deficit to 20-17 near the end of the third quarter. Ohliger also missed an extra point. Earlier, the Mountaineers ran into Maryland's punter to keep a drive alive and allowed two long kickoff returns, one of which set up a Terrapin field goal.

Jordan, who ran for 164 yards against West Virginia last year, needed only 29 yards to break Charlie Wysocki's school record of 3,317 yards from 1978-81. He finished the day with 3,327 yards and moved to 15th among Atlantic Coast Conference career rushing leaders.

Box Score

	1st	2nd	3rd	4th	Final
Maryland	0	3	14	0	17
West Virginia	7	13	0	10	30

First Quarter
WVU-Lewis 12 run (Ohliger kick), 2:18
Second Quarter
UM-Kopka 26 FG, 12:05
WVU-Ivy 14 pass from Lewis (kick failed), 6:33
WVU-Rego 1 run (Ohliger kick), 0:40
Third Quarter
UM-McCall 1 run (Kopka kick), 7:42
UM-Joe 55 fumble return (Kopka kick), 0:19
Fourth Quarter
WVU-Ohliger 26 FG, 11:31
WVU-Rego 2 run (Ohliger kick), 1:41

	UM	WVU
First Downs	16	25
Rushes-Yards	30-71	45-276
Passing	215	165
Comp-Att-Int	19-30-1	14-22-0
Return Yards	123	93
Sacked-Yards Lost	0-0	0-0
Punts-Avg.	4-37	3-32
Fumbles-Lost	0-0	6-3
Penalties-Yards	10-65	5-42
Time of Possession	29:56	30:04

INDIVIDUAL STATISTICS
RUSHING-Maryland, Jordan 18-38, McCall 9-29, Kalapinski 3-4. West Virginia, Rego 23-114, Cobourne 12-97, Lewis 5-33, Brown 3-29, Ours 1-2, Team 1-1.
PASSING-Maryland, McCall 19-29-1-215, Jordan 0-1-0-0. West Virginia, Lewis 14-22-0-165.
RECEIVING-Maryland, Gary 7-96, Dugan 4-64, Jordan 3-20, Monroe 3-9, Cruz 1-16, Williams 1-10. West Virginia, Ivy 9-83, Brown 3-32, Ours 1-39, Nastasi 1-11.
TACKLES-Maryland, Forte 9-3–12, Henderson 6-5–11, Thompson 5-3–8. West Virginia, King 7-2–9, Bryant 6-0–6, Wiley 2-4–6.
A-53,007.

Game 3

MARYLAND 45 MIDDLE TENN. ST. 27

Sept. 23, 2000 • 6:00 p.m.
Byrd Stadium • College Park, Md.

COLLEGE PARK, Md. - Calvin McCall passed for a career-high 357 yards and two touchdowns and LaMont Jordan ran for three scores as Maryland pulled away to a 45-27 victory over Middle Tennessee.



The Terrapins (2-1) let a 17-0 lead dwindle to 24-21 before McCall and Jordan sparked a 21-point run that put Maryland comfortably ahead with 11:51 left.

McCall, a sophomore, enjoyed the first 300-yard passing game by a Maryland quarterback since Scott Milanovich in 1995. He also set personal marks in completions (21) and TD passes.

Jordan scored TDs from 6, 2 and 1 yards. He ran for 88 yards on 24 carries and had two catches for 69 yards in breaking the school career mark for all-purpose yardage, passing Jermaine Lewis (3,950).

The Blue Raiders made it 17-10 when Hicks reeled off a 70-yard touchdown run with 11:54 left in the third quarter.

Maryland answered in less than a minute. Jordan passed Lewis by rambling 54 yards with a short pass, and two plays later Mukala Sikyala ran in from the 8 for a 24-14 lead.

After Middle Tennessee cut the deficit to three, Maryland then put the game out of reach, using McCall's accurate passing to set up two touchdown runs by Jordan. McCall finished 21 for 30.

After using its first blocked punt since 1996 to get an early field goal, Maryland made it 10-0 early in the second quarter when McCall capped a 74-yard drive with a 9-yard touchdown pass to Guilian Gary.

Box Score

	1st	2nd	3rd	4th	Final
Middle Tenn. State	0	7	14	6	27
Maryland	3	14	21	7	45

First Quarter
UM-Kopka 24 FG, 11:14
Second Quarter
UM-Gary 8 pass from McCall (Kopka kick), 13:35
UM-Jordan 6 run (Kopka kick), 9:03
MT-H. Johnson 13 pass from J. Johnson (Kelly kick), 4:59
Third Quarter
MT-Hicks 70 run (Kelly kick), 11:54
UM-Sikyala 8 run (Kopka kick), 10:45
MT-Newson 29 pass from H. Johnson (Kelly kick), 8:31
UM-Gary 10 pass from McCall (Kopka kick), 4:18
UM-Jordan 2 run (Kopka kick), 0:02
Fourth Quarter
UM-Jordan 1 run (Kopka kick), 11:51
MT-Newson 5 pass from J. Johnson (kick failed), 3:48

	MT	UM
First Downs	23	23
Rushes-Yards	31-129	38-171
Passing	342	357
Comp-Att-Int	30-52-1	21-31-1
Return Yards	44	104
Sacked-Yards Lost	2-21	0-0
Punts-Avg.	7-29	3-33
Fumbles-Lost	0-0	0-0
Penalties-Yards	7-55	6-45
Time of Possession	30:29	29:31

INDIVIDUAL STATISTICS
RUSHING-Maryland, Jordan 24-88, Hatala 2-35, Sikyala 4-18, Kalapinski 2-14, McCall 2-7, Lynch 3-5, Riley 1-4. Middle Tennessee, Hicks 16-117, Calloway 3-9, Ellison 1-2, J. Johnson 9-2. Conner 1-1, Team 1-(minus 2).
PASSING-Maryland, McCall 21-30-1-357, Jordan 0-1-0-0. Middle Tennessee, J. Johnson 19-36-1-199, Counts 9-14-0-70, H. Johnson 2-2-0-73.
RECEIVING-Maryland, Gary 6-97, Dugan 5-91, Jordan 2-69, Monroe 2-24, Kalapinski 2-19, Hatala 2-8, J. Williams 1-36, Cruz 1-13. Middle Tennessee, Newson 10-135, Calico 7-100, Youell 6-33, Hicks 3-37, Johnson 1-13, Calloway 1-10, Conner 1-7, Hatnot 1-7.
TACKLES-Maryland, Forte 9-3–12, Henderson 6-5–11, Thompson 5-3–8. Middle Tennessee, King 7-2–9, Bryant 6-0–6, Wiley 2-4–6.
A- 31,126

Game 4

FLORIDA STATE 59 MARYLAND 7

Sept. 28, 2000 • 8:00 p.m.
Byrd Stadium • College Park, Md.

COLLEGE PARK, Md. - As the game reached its conclusion, Chris Weinke watched the action in a chair beyond the end zone, his left foot immobilized and elevated. The scene put a damper on an otherwise enjoyable night for No. 2 Florida State and its record-setting quarterback.



Weinke threw three touchdown passes before leaving early in the third quarter with an apparent sprained ankle, and the Seminoles cruised to a 59-7 victory over Maryland. William McCray scored on two short runs and Atrews Bell caught two TD passes for the Seminoles (5-0, 3-0 ACC), who built a 32-7 halftime lead en route to their 17th straight victory. Weinke left after his third touchdown pass made it 38-7.

Weinke went 11-for-15 for 234 yards. His final TD pass gave him 58 for his career, breaking Danny Kanell's school record.

It was 25-0 before Maryland (2-2, 0-1 ACC) got its initial first down, a 74-yard touchdown run by LaMont Jordan. Jordan finished with 114 yards rushing, his first 100-yard game of the season. It was Jordan's second 100-yard game against FSU in as many years and only the third by any back in the last five years. On this night, however, Florida State was simply too tough.

Florida State is 11-0 against Maryland, winning by an average of 34 points. The Seminoles have scored at least 48 points in eight of the last nine games between the teams.

Box Score

	1st	2nd	3rd	4th	Final
Florida State	10	22	13	14	59
Maryland	0	7	0	0	7

First Quarter
FSU-W. McCray 1 run (Munyon kick). 10:40
FSU-M. Munyon 44 kick, 5:22
Second Quarter
FSU-Team safety, 14:15
FSU-R. Morgan 58 pass from C. Weinke (Munyon kick), 13:56
FSU-W. McCray 2 run (kick failed), 6:22
UM-L. Jordan 74 run (Kopka kick), 5:25
FSU-A. Bell 2 pass from C. Weinke (Munyon kick), :14
Third Quarter
FSU-A. Bell 34 pass from C. Weinke (Munyon kick), 13:42
FSU-R. Golightly 1 run (Munyon kick), 2:57
Fourth Quarter
FSU-D. Darling 15 pass from M. Outzen (Munyon kick), 9:26
FSU-D. Ford 5 run (Munyon kick), 3:15

	FSU	UM
First Downs	29	8
Rushes-Yards	63-260	26-124
Passing	353	100
Comp-Att-Int	18-27-1	10-27-1
Return Yards	127	157
Sacked-Yards Lost	6-38	1-2
Punts-Avg.	3-37.3	9-41.7
Fumbles-Lost	0-0	3-1
Penalties-Yards	8-65	6-40
Time of Possession	36:11	23:49

INDIVIDUAL STATISTICS
RUSHING-Florida State, Minor 16-82, Chaney 8-57, Ford 12-57, Outzen 7-31, McCray 10-30, Golightly 4-14, Maddux 1-9, Weinke 5-(minus 20). Maryland, Jordan 17-114, Kalapinski 3-11, Sikyala 2-1, McCall 4-(minus 2).
PASSING-Florida State, Weinke 11-15-0-234, Outzen 7-12-1-119. Maryland, McCall 10-27-1-100.
RECEIVING-Florida State, Morgan 3-103, Minnis 3-66, Boldin 3-52, Minor 3-29, Maddux 2-41, Bell 2-36, Darling 1-15, Franklin 1-11. Maryland, Gary 4-59, Sikyala 2-18, Monroe 1-12, James 1-7, Williams 1-5, Cruz 1-(minus 1).
TACKLES-Florida State, B. Allen 1-5–6, M. Boulware 2-3–5, Reynolds 3-0–3. Maryland, Moye-Moore 8-6–14, R. Jones 8-2–10, Henderson 6-4–10.
A-47,044.

Game 5 VIRGINIA 31 MARYLAND 23

Oct. 7, 2000 • Noon

Scott Stadium • Charlottesville, Va.

CHARLOTTESVILLE, Va. - A strong first quarter from Dan Ellis and three first-half touchdowns by Tyree Foreman gave Virginia a 28-3 first-half lead, and the Cavaliers held on for dear life to beat Maryland 31-23.

Ellis was 6-for-6 for 148 yards and a touchdown in the first quarter as Virginia took a 21-0 lead. But an injury forced Ellis out of the game in the second quarter, and the Terrapins came back within a touchdown in the fourth quarter before Virginia's ground attack locked up the win.

Virginia (4-2, 3-1 Atlantic Coast Conference) opened the game with a 13-play, 80-yard TD drive, capped by Tyree Foreman's 4-yard run. The drive continued thanks to a fourth-and-1 dive by Antwoine Womack on Maryland's 5-yard line.

The Cavs led 28-3 and appeared ready to put the game away early, driving into Maryland territory with less than two minutes left in the half, when the Terps' Shawn Forte picked off an Ellis pass and returned it 69 yards for a touchdown. Ellis pulled his hamstring while pursuing Forte and was replaced by freshman Bryson Spinner.

The Terps (2-3, 0-2) converted on a Virginia miscue when Tony Okanlawon picked off Spinner's first pass attempt of the game, a long bomb that gave Maryland the ball at its own 24. Five plays later, Matt Kalapinski took a screen pass 61 yards for a touchdown to make it 28-16 with 1:39 left in the third quarter. A two-point conversion attempt failed.

McCall answered by leading a 79-yard TD drive. On fourth-and-9, he hit Jason Hatala with an 18-yard TD pass to make it 31-24 with 5:44 remaining. Though the Terps had a chance late, Virginia turned to the ground game and Maryland didn't get the ball back the rest of the game.

Box Score

	1st	2nd	3rd	4th	Final
Maryland	0	10	6	7	23
Virginia	21	7	0	3	31

First Quarter
UVa-Foreman 4 run (Greene kick), 9:08
UVa-Foreman 2 run (Greene kick), 3:31
UVa-Mason 36 pass from Ellis (Greene kick), 1:39
Second Quarter
UM-FG Kopka 43, 11:16
UVa-Foreman 1 run (Greene kick), 3:33
UM-Forte 69 interception return (Kopka kick), 1:30
Third Quarter
UM-Kalapinski 61 pass from McCall (pass failed), 1:39
Fourth Quarter
UVa-FG Greene 48, 7:50
UM-Hatala 18 pass from McCall (Kopka kick), 5:44

	UM	UVa
First Downs	15	24
Rushes-Yards	31-109	59-263
Passing	207	222
Comp-Att-Int	14-34-2	12-20-2
Return Yards	69	26
Sacked-Yards Lost	0-0	1-10
Punts-Avg.	7-47	4-45
Fumbles-Lost	1-0	2-2
Penalties-Yards	4-35	4-35
Time of Possession	27:06	32:54

INDIVIDUAL STATISTICS
RUSHING-Maryland, Jordan 20-76, Sikyala 6-24, McCall 4-8, Kalapinski 1-1. Virginia, Womack 29-133, Foreman 10-64, Ellis 6-48, Ward 7-18, Schaub 1-4, Spinner 3-10.
PASSING-Maryland, McCall 14-34-2-207. Virginia, Ellis, 10-15-1-208, Spinner 0-3-1-0, Schaub 2-2-0-14.
RECEIVING-Maryland, Kalapinski 7-97, Gary 4-73, Hatala 3-37. Virginia, Baber 3-44, Johnson 2-33, Coffey 2-25, Womack 1-41, Mason 1-36, Dotson 1-24, McMullen 1-12, Luzar 1-7.
TACKLES-Maryland, T. Jackson 7-5–12, Thompson 8-3–11, Forte 8-3–11, Henderson 6-5–11, Moye-Moore 5-5–10. Virginia, Isabelle 5-4–9, D. Green 3-4–7, Crowell 4-1–5.
A-53,655.

Game 6 CLEMSON 35 MARYLAND 14

Oct. 14, 2000 • 6:00 p.m.

Clemson Memorial Stadium • Clemson, S.C.

CLEMSON, S.C. - Tommy Bowden came to Clemson promising to bring a wide-open passing offense. But all five touchdowns in the No. 5 Tigers' (#4 ESPN/USA Today) 35-14 victory over Maryland came on the ground.

The Tigers (7-0, 5-0 Atlantic Coast Conference) wanted to blow Maryland (2-4, 0-3) away, but they had to settle for a sluggish victory, gaining 464 yards – its second lowest output of the year.

Woody Dantzler ran for two touchdowns and Alex Ardley tied a Clemson record with three interceptions.

Maryland keyed on stopping Dantzler on the run. So the Tigers gave the ball to Travis Zachery, who responded with a career-high 151 yards. But Dantzler, who was 10-for-19 for 186 yards, and ran for 87 yards, still got the ball on the big plays.

Dantzler converted third-and-one and fourth-and-one plays on a second-quarter drive and left Maryland defenders grabbing air on touchdown runs of 19 and 8 yards.

Turnovers and penalties stung Maryland. Calvin McCall was 8-for-21 for 179 yards, but Clemson scored after each of Ardley's interceptions.

LaMont Jordan ran for 71 yards for the Terrapins. The Tigers took advantage of good field possession in the first half. Clemson scored all three times it started drives on the Maryland side of the field.

For Maryland, Jason Hatala's 9-yard run on a reverse for a TD in the second quarter was the Terrapins' first touchdown at Clemson since 1991. Jordan later added a second score for the Terps.

Box Score

	1st	2nd	3rd	4th	Final
Maryland	0	7	0	7	14
Clemson	7	13	8	7	35

First Quarter
CU-Zachery 3 run (Lazzara kick), 5:04
Second Quarter
UM-Hatala 9 run (Kopka kick), 14:54
CU-Dantzler 19 run (Lazzara kick), 11:51
UM-Zachery 1 run (kick failed), 1:03
Third Quarter
CU-Safety, 13:10
CU-Dantzler 8 run (kick failed), 5:34
Fourth Quarter
CU-Rambert 7 run (Hunt kick), 10:01
UM-Jordan 9 run (Kopka kick), 8:07

	UM	CU
First Downs	12	26
Rushes-Yards	37-82	61-278
Passing	179	186
Comp-Att-Int	8-22-3	10-20-1
Return Yards	15	85
Sacked-Yards Lost	4-28	1-2
Punts-Avg.	6-45.8	6-37.2
Fumbles-Lost	0-0	2-1
Penalties-Yards	7-65	8-86
Time of Possession	27:12	32:48

INDIVIDUAL STATISTICS
RUSHING-Maryland, Jordan 15-71, Sikyala 7-18, Hatala 1-9, McCall 13-7, Team 1-(minus 23). Clemson, Zachery 29-151, Dantzler 17-87, Rambert 9-36, Gardner 1-3, Simmons 1-2, Kelly 4-(minus 1).
PASSING-Maryland, McCall 8-21-2-179, Jordan 0-1-1-0. Clemson, Dantzler 10-19-1-186, Simmons 0-1-0-0.
RECEIVING-Maryland, Kalapinski 2-29, Cruz 1-54, Hatala 1-41, Monroe 1-21, Williams 1-14, Jordan 1-12, Gary 1-8. Clemson, Gardner 5-148, Zachery 3-18, Robinson 1-13, Youngblood 1-7.
TACKLES-Maryland, Whaley 6-6–12, Joe 6-6–12, Moye-Moore 6-5–11. Clemson, Carson 9-4–13, Hafley 6-5–11, Ardley 7-1–8.
A-85,000

Game 7 MARYLAND 37 WAKE FOREST 7

Oct. 21, 2000 • 1:00 p.m.
Byrd Stadium • College Park, Md.

COLLEGE PARK, Md. - Surprise starter Mukala Sikyala ran for a career-high 112 yards and a touchdown as Maryland snapped a three-game losing streak and won its first conference game of the year by beating winless Wake Forest, 37-7. The Terps (3-4, 1-3 Atlantic Coast Conference) took control by scoring touchdowns on their first two possessions. Sikyala, whose previous career high was 50 yards rushing, had 86 yards in the first quarter alone.

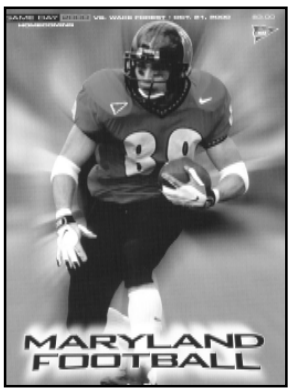

Maryland got its best defensive effort through seven games of 2000 as it blanked the Demon Deacons (0-7, 0-5) until the fourth quarter. Randall Jones punctuated the effort with a 90-yard interception return to put the Terps up 30-0.

Sikyala, a senior, carried 14 times after starting in place of LaMont Jordan, who had been slowed by a hip pointer. Jordan entered late in the first quarter and gained 86 yards on 10 carries, including a 44-yard touchdown run.

Backed by a rushing attack that produced 233 yards, Maryland QB Calvin McCall went 15-for-22 for 208 yards and a touchdown. Wake's James MacPherson was 28-for-49 for 343 yards and three interceptions for WFU. His touchdown pass to Fabian Davis with 6:07 left ruined UM's bid for a shutout. Wake Forest had two turnovers and just 53 yards rushing in falling behind 14-0 at halftime.

Maryland snuffed a fake field goal in the first quarter and moved 64 yards in the other direction to take a 14-0 lead. On fourth-and-2 from the Wake Forest 10, Jordan entered the game for the first time and served as a decoy, plunging into the line before McCall passed to wide-open tight end Jeff Dugan in the end zone.

Box Score

	1st	2nd	3rd	4th	Final
Wake Forest	0	0	0	7	7
Maryland	14	0	10	13	37

First Quarter
UM-Sikyala 13 run (Kopka kick), 9:38
UM-Dugan 10 pass from McCall (Kopka kick), 3:43
Third Quarter
UM-FG Kopka 47, 12:24
UM-Riley 1 run (Kopka kick), :00
Fourth Quarter
UM-R. Jones 90 interception return (kick failed), 11:40
UM-Jordan 44 run (Siljkovic kick), 8:38
WFU-Davis 18 pass from MacPherson (Ashe kick), 6:07

	WF	UM
First Downs	21	24
Rushes-Yards	30-72	42-233
Passing	354	246
Comp-Att-Int	29-50-3	20-31-0
Return Yards	70	147
Sacked-Yards Lost	3-19	3-31
Punts-Avg.	5-46	4-37
Fumbles-Lost	2-1	1-1
Penalties-Yards	7-36	6-40
Time of Possession	30:33	29:27

INDIVIDUAL STATISTICS
RUSHING-Wake Forest, T. Williams 10-44, Staton 8-34, Young 5-13, Landfried 1-(minus 1), MacPherson 6-(minus 18). Maryland, Sikyala 14-112, Jordan 10-86, McCall 6-15, Riley 5-11, Hill 3-5, Hatala 1-4, Lynch 1-1, Team 2-(minus 1).
PASSING-Wake Forest, MacPherson 28-49-3-343, Young 1-1-0-11. Maryland, McCall 15-22-0-208, Hill 5-9-0-38.
RECEIVING-Wake Forest, Davis 5-46, Landfried 5-37, I. Williams 4-76, T. Williams 4-38, Thomas 3-36, Caldwell 3-35, Modelski 2-39, Stone 2-38, Staton 1-9. Maryland, Gary 5-78, Hatala 4-48, Dugan 4-44, James 3-42, Riley 2-7, Cruz 1-17, Jordan 1-10.
TACKLES-Wake Forest, Bender 6-2–8, Koch 5-3–8, Ivey 6-0–6. Maryland, Forte 6-7–13, T. Jackson 6-4–10, Moye-Moore 7-3–10.
MISSED FIELD GOALS-Wake Forest, Thomas 23 (blocked); Maryland, Kopka 25.
A-26,544.

Game 8 MARYLAND 20 DUKE 9

Oct. 28, 2000 • Noon
Wallace Wade Stadium • Durham, N.C.

DURHAM, N.C. - LaMont Jordan's 77-yard touchdown run on the second play of the second half sparked Maryland to a 20-9 victory over winless Duke in Durham.

Jordan, held to 12 yards on 11 carries in the first half, added a 28-yard touchdown with 3:11 left to play and finished with 158 yards on 21 carries. It was Jordan's 16th career 100-yard game for Maryland (4-4, 2-3 Atlantic Coast Conference).



Duke (0-8, 0-5) was within 10-9 with 8:22 to play after a 20-yard touchdown pass on a flea-flicker from wide receiver Ben Erdeljac to quarterback D. Bryant. Tailback Chris Douglas took a handoff from Bryant, and pitched the ball to Erdeljac, who stepped back and heaved it across the field to a wide-open Bryant.

Duke's point-after attempt, however, sailed wide left and Maryland's defense kept the Blue Devils pinned inside their territory the rest of the game. The Terrapin "D" played well all game and notched a season-high eight sacks against the Blue Devils.

Duke scored the first half's only points on a 42-yard field goal by Brent Garber with 12:30 left in the second quarter.

Maryland finished with 354 yards in total offense after managing just 23 yards rushing and 77 passing in the first half.

Maryland's Calvin McCall completed 7-of-11 passes for 118 yards with two interceptions. Shaun Hill entered in the second half to go 3-for-3 for 64 yards and one interception.

Brian Kopka kicked two second-half field goals, including a career-long 49-yarder midway through the third quarter.

Box Score

	1st	2nd	3rd	4th	Final
Maryland	0	0	10	10	20
Duke	0	3	0	6	9

Second Quarter
DU-FG Garber 42, 12:30
Third Quarter
UM-Jordan 77 run (Kopka kick), 14:05
UM-FG Kopka 49, 5:26
Fourth Quarter
DU-Bryant 20 pass from Erdeljac (kick failed), 8:22
UM-FG Kopka 30, 5:47
UM-Jordan 28 run (Kopka kick), 3:11

	UM	DU
First Downs	15	19
Rushes-Yards	34-172	40-13
Passing	182	253
Return Yards	1	66
Sacked-Yards Lost	2-20	10-62
Comp-Att-Int	12-23-3	22-38-2
Punts	5-35.2	5-43
Fumbles-Lost	1-0	1-1
Penalties-Yards	7-59	7-81
Time of Possession	26:56	33:04

INDIVIDUAL STATISTICS
RUSHING-Maryland, Jordan 21-158, McCall 8-13, Hill 3-2, Sikyala 1-1, Team 1-(minus 2). Duke, Douglas 12-28, Epperson 10-20, Battier 2-10, Romine 2-(minus 14), Byrant 14-(minus 31).
PASSING-Maryland, McCall 9-17-2-118, Hill 3-6-1-64. Duke, Bryant 21-34-2-233, Romine 0-2-0-0, Erdeljac 1-1-0-20, Team 0-1-0-0.
RECEIVING-Maryland, Hatala 3-66, Gary 3-22, Dugan 2-27, Jordan 1-32, James 1-16, Kalapinski 1-10, Monroe 1-9. Duke, Hart 6-79, Erdeljac 4-47, Douglas 3-35, Epperson 3-18, Battier 2-10, Brzezinski 1-22, Bryant 1-20, Wade 1-12, Hartofilis 1-10.
TACKLES-Maryland, T. Jackson 9-7–16, E.J. Henderson 11-3–14, Kris Jenkins 9-3–12, Marlon Moye-Moore 7-3–10. Duke, Fowler 5-2–7, Kreider 5-0–5, Austin 4-1–5; DeLamielleure 2-2–4, Knight 2-2–4.
A-20,033.

Game 9

MARYLAND 35 NC STATE 28 (2OT)

Nov. 4, 2000 • 3:30 p.m.
Byrd Stadium • College Park, Md.

COLLEGE PARK, Md. - Backup QB Shaun Hill brought Maryland back from a 15-point halftime deficit and scored the deciding touchdown in the second overtime as Maryland shocked North Carolina State 35-28.



It was the third straight victory for the Terrapins (5-4, 3-3 ACC), who beat the 'Pack at home for the first time since 1990. It was the Wolfpack's (5-2, 2-3) third overtime game this season, and their first loss in OT.

Maryland got the ball first in the second overtime. After Hill ran 21 yards on a third-and-7 from the 22, he scored on a quarterback sneak. The Wolfpack then faced a 4th-and-14 from the 16, and after Philip Rivers' pass in the end zone fell incomplete, thousands of Maryland fans stormed the field to celebrate.

In the first overtime, Rivers threw a 22-yard pass to Koren Robinson to put NC State up 28-21, but LaMont Jordan scored on a 25-yard run on Maryland's first play to force a second session.

Down 21-6 at halftime, Maryland rallied behind Hill, who entered after starter Calvin McCall sprained an ankle late in the first half.

Hill, a junior college transfer, made it 21-14 by throwing a 5-yard touchdown pass to James Lynch and then running in the conversion early in the third quarter. He threw an interception inside the NCSU 5 on Maryland's next possession, but tied it by capping a 58-yard drive with a 20-yard TD pass to Guilian Gary with 10:59 left.

Box Score

	1st	2nd	3rd	4th	1OT	2OT	Final
NC State	0	21	0	0	7	0	28
Maryland	6	0	8	7	7	7	35

First Quarter
UM-Hatala 17 run (kick failed), 8:00
Second Quarter
NCSU-K. Robinson 5 pass from Rivers (Passingham kick), 10:58
NCSU-Vanderveer 3 pass from Rivers (Passingham kick), 4:01
NCSU-R. Robinson 5 run (Passingham kick), 1:07
Third Quarter
UM-Lynch 2 pass from Hill (Hill run), 11:01
Fourth Quarter
UM-Gary 20 pass from Hill (Kopka kick), 10:59
First Overtime
NCSU-K. Robinson 22 pass from Rivers (Passingham kick)
UM-Jordan 25 run (Kopka kick)
Second Overtime
UM-Hill 1 run (Kopka kick)

	NCSU	UM
First Downs	25	22
Rushes-Yards	47-218	41-138
Passing	183	200
Comp-Att-Int	16-35-0	21-34-1
Return Yards	67	83
Sacked-Yards Lost	1-7	4-34
Punts-Avg.	6-41	7-39
Fumbles-Lost	1-1	0-0
Penalties-Yards	9-72	4-35
Time of Possession	29:19	30:41

INDIVIDUAL STATISTICS
RUSHING-NCSU, R. Robinson 40-178, Rivers 4-22, Jackson 2-10, Leak 1-8. Maryland, Jordan 25-101, Hill 9-19, Hatala 1-17, Sikyala 3-6, Kalapinski 1-1, McCall 2-(minus 6).
PASSING-NCSU, Rivers 16-35-0-183. Maryland, Hill 15-24-1-137, McCall 5-9-0-57, Patterson 1-1-0-6.
RECEIVING-NCSU, K. Robinson 8-104, B. Robinson 3-15, Wright 2-33, Peterson 1-23, Leak 1-5, Vanderveer 1-3. Maryland, Kalapinski 5-33, Jordan 4-53, Dugan 3-27, Cruz 3-23, Hatala 2-15, Gary 1-20, Sikyala 1-18, Monroe 1-9, Lynch 1-2.
TACKLES-NCSU, L. Fisher 14-4–18, D. Burnette 5-5–10, J. Walker 5-2-7. Maryland, Thompson 13-4–17, Henderson 9-4–13, Forte 7-3–10.
A-28,410.

Game 10

NO. CAROLINA 13 MARYLAND 10

Nov. 11, 2000 • Noon
Kenan Stadium • Chapel Hill, N.C.

CHAPEL HILL, N.C. - Ronald Curry rescued North Carolina's stagnant offense with a 25-yard scoring run with 7:24 left as the Tar Heels beat Maryland 13-10.

The Tar Heels (5-5, 2-5 ACC) snapped Maryland's three-game ACC winning streak.



The Maryland defense again played well as North Carolina had just four first downs with 12 minutes left and no third-down conversion on 10 tries before Curry completed a 16-yard pass to Alge Crumpler to help set up his winning score. But on third-and-seven, Curry took off on a quarterback draw, broke a tackle at the 16, then dove into the end zone at the tail end of the run seven minutes after Maryland had taken its first lead.

In the game, Maryland's LaMont Jordan broke Charlie Wysocki's school record with his 18th 100-yard game, but failed to add to his 101-yard total on two tries when the Terps got the ball back late in the fourth quarter.

UNC led 6-3 early in the fourth quarter despite Maryland holding the ball for 18 more minutes. But Shaun Hill found Guilian Gary on a 7-yard pass in the right corner of the end zone on the second play of the quarter to give Maryland its first lead at 10-6.

The first half was filled with offensive futility by two teams fighting for a winning season and bowl hopes.

Maryland had the ball in North Carolina territory four times, but failed to score after turning it over on downs twice and missing a 50-yard field goal. The Terps drove the ball at one point from their own 8 to the UNC 2, holding the ball for 6:42, but a fourth-down keeper by QB Shaun Hill was questionably ruled inches short.

It appeared UNC would finally take advantage, but Parker was stripped from behind by a hustling Shawn Forte and fumbled at the tail end of his 61-yard run to turn the ball back over to Maryland. The Heels eventually forged ahead despite only four first downs and UM holding the ball for 12 1/2 more minutes.

Box Score

	1st	2nd	3rd	4th	Final
Maryland	0	0	3	7	10
North Carolina	0	3	3	7	13

Second Quarter
UNC-FG Reed 42, :57
Third Quarter
UNC-FG Reed 32, 10:07
UM-FG Kopka 25, 5:01
Fourth Quarter
UM-Gary 7 pass from Hill (Kopka kick), 14:14
UNC-Curry 25 run (Reed kick), 7:24

	MD	UNC
First Downs	17	10
Rushes-Yards	47-145	38-241
Passing	164	42
Return Yards	0	96
Sacked-Yards Lost	3-22	2-9
Comp-Att-Int	16-31-1	7-16-1
Punts	6-42	7-37
Fumbles-Lost	1-0	2-2
Penalties-Yards	2-10	4-52
Time of Possession	37:42	22:18

INDIVIDUAL STATISTICS
RUSHING-Maryland, Jordan 27-101, Hill 17-45, Kalapinski 1-1, Team 2-(minus 2). UNC, Parker 21-158, Curry 11-53, Russell 3-21, Saunders 1-9, A. Williams 1-1, Team 1-(minus 1).
PASSING-Maryland, Hill 14-28-1-159, Jordan 1-2-0-(minus 6), Barnard 1-1-0-11. UNC, Curry 7-16-1-42.
RECEIVING-Maryland, Kalapinski 3-27, Cruz 2-58, Hatala 2-29, Gary 2-16, Dugan 2-13, Jordan 2-9, Forte 1-11, James 1-7, Lynch 1-(minus 6). UNC, Aiken 3-20, Crumpler 3-17, Allen 1-5.
TACKLES-Maryland, Henderson 7-3–10, T. Jackson 7-1–8, Forte 5-3–8, Moye-Moore 5-2–7. UNC, Spoon 9-6–15, Hodge 6-2–8, Peppers 4-2–6.
A-40,000.

Game 11 GEORGIA TECH 35 MARYLAND 22

Nov. 18, 2000 •Noon
Byrd Stadium • College Park, Md.

COLLEGE PARK, Md. – Georgia Tech made it painfully clear by halftime that Maryland's season would conclude without a happy ending.

George Godsey threw for 354 yards and two touchdowns as No. 20 (No. 22 ESPN/USA Today) Georgia Tech extended its winning streak to six and dashed the Terrapins' bowl hopes with a 35-22 victory.



Godsey scored his first career TD and Joe Burns added a pair of his own to help stake the Yellow Jackets to a 28-0 halftime lead. At that point, it was apparent that Maryland was destined to endure a sub-.500 season.

Godsey was 19-for-26 in his third straight 300-yard game, Kerry Watkins had five catches for 147 yards, and Burns carried 28 times for 109 yards.

The win enabled Georgia Tech (8-2, 6-2 Atlantic Coast Conference) to finish in a second-place tie with Clemson in the ACC. Maryland (5-6, 3-5 ACC) ended its season with the loss.

Shaun Hill threw three second-half touchdown passes to Guilian Gary, the last on the final play of the game, but the outcome was already sealed. The game was the last for senior tailback LaMont Jordan, the leading rusher in school history. As he walked off the field for the last time, Jordan used a towel to wipe the tears streaming down his face.

Godsey moved the Yellow Jackets 67 yards on their second possession for a 7-0 lead. The junior twice completed 29-yard passes, including one to Watkins on a third-and-19, before scoring on an impromptu 2-yard run.

For Maryland, Gary sandwiched touchdown catches of 32 and 11 yards around Godsey's second TD pass to Campbell, an 18-yarder with 14:38 left. Then as the game expired, the sophomore caught his third TD pass of the game, tying a Maryland single-game record.

Box Score

	1st	2nd	3rd	4th	Final
Georgia Tech	7	21	0	7	35
Maryland	0	0	7	15	22

First Quarter
GT-Godsey 2 run (Manget kick), 7:10
Second Quarter
GT-Burns 1 run (Manget kick), 8:45
GT-Burns 1 run (Manget kick), 7:16
GT-Campbell 5 pass from Godsey (Manget kick), 0:41
Third Quarter
UM-Gary 32 pass from Hill (Kopka kick), 4:12
Fourth Quarter
GT-Campbell 18 pass from Godsey (Manget kick), 14:38
UM-Gary 11 pass from Hill (Kopka kick), 4:30
UM-Gary 13 pass from Hill (Cruz pass), 0:00

	GT	UM
First Downs	27	18
Rushes-Yards	53-193	22-20
Passing	354	318
Return Yards	59	92
Sacked-Yards Lost	0-0	2-23
Comp-Att-Int	19-30-0	29-46-1
Punts	2-25	5-44
Fumbles-Lost	1-1	3-2
Penalties-Yards	7-56	6-50
Time of Possession	33:49	26:11

INDIVIDUAL STATISTICS

RUSHING-Maryland, Jordan 14-25, Hatala 1-11, Sikyala 1-1, Hill 6-(minus 17). Ga. Tech, Burns 28-109, Hatch 10-31, Ford 5-24, Gregory 5-19, Hall 1-7, Godsey 4-3.

PASSING-Maryland, Hill 29-46-1-318. Ga. Tech, Godsey 19-26-0-354, Hall 4-0-0-0.

RECEIVING-Maryland, Gary 6-85, Jordan 5-65, Hatala 4-41, Cruz 3-30, Monroe 3-30, Williams 3-27. Ga. Tech, Watkins 5-147, Campbell 5-90, Curry 3-64, Burns 3-21, Matvay 2-26, Hatch 1-6.

TACKLES-Maryland, Henderson 10-8–18, Moye-Moore 8-6–14, Okanlawon 6-2–8. Ga. Tech, Fox 6-5–11, Lawston 5-0–5, Clark 4-1-5.

A-24,701.

TERPS IN THE ACC & NCAA RANKINGS

NCAA Rankings

NCAA TEAM

Rushing Offense	79th	124.1 ypg
Passing Offense	59th	211.1 ypg
Total Offense	81st	335.2 ypg
Scoring Offense	78th	22.5 ppg
Rushing Defense	89th	186.1 ypg
Pass Defense	106th	253.9 ypg
Total Defense	107th	440.0 ypg
Scoring Defense	64th	25.8 ppg
Net Punting	13th	37.9 net avg.
Punt Returns	108th	5.1 ypr
Kickoff Returns	73rd	19.1 ypr
Turnover Margin	47th	+ 3 (+25, -22)

NCAA INDIVIDUAL

Rushing	LaMont Jordan	49th	83.6 ypg
Interceptions	Shawn Forte	50th	.36 ipg
Punting	Brooks Barnard	4th	44.7 ypp
Kickoff Returns	Mukala Sikyala, Jr.	38th	22.8 ypr

ACC Rankings

ACC TEAM

Rushing Offense	7th	124.1 ypg
Passing Offense	5th	211.1 ypg
Total Offense	7th	335.2 ypg
Scoring Offense	6th	22.5 ppg
Rushing Defense	7th	186.1 ypg
Pass Defense	7th	253.9 ypg
Total Defense	8th	440.0 ypg
Scoring Defense	5th	25.8 ppg
Net Punting	3rd	37.9 net avg.
Punt Returns	8th	5.1 ypr
Kickoff Returns	8th	19.1 ypr
Sacks By	6th	31 (for 214)
Sacks Against	2nd	21 (for 175)
Turnover Margin	5th	+ 3 (+25, -22)
Penalties (Fewest Yds.)	1st	517 yds.
Kickoff Coverage	2nd	17.5 ypr

ACC INDIVIDUAL

Rushing	LaMont Jordan	4th	83.6 ypg
All-Purpose Yds.	LaMont Jordan	7th	109.7 ypg
Total Offense	Calvin McCall	7th	176.8 ypg
Passing Avg.	Calvin McCall	6th	170.3 ypg
Pass Efficiency	Calvin McCall	7th	116.7
Receptions	Guilian Gary	8th	3.6 rpg
Receiving Yds.	Guilian Gary	9th	51.6 ypg
Scoring (TDs)	LaMont Jordan	10th	6.0 ppg
Receptions	Guilian Gary	8th	3.4 rpg
Interceptions	Shawn Forte	3rd	.36 ipg
Kickoff Returns	Mukala Sikyala, Jr.	5th	22.8 ypr
Punting	Brooks Barnard	2nd	44.7 ypp
Field Goals	Brian Kopka	5th	.73 fgpg